

HOW DOES THE REGISTRATION NUMBER OF A MEDICINE IN THE MALAYSIAN MARKET LOOK LIKE?

A valid registration number begins with “MAL”, followed by 8-digit numbers and ends with an alphabet to indicate their registration category. The categories of registered product are as follows:

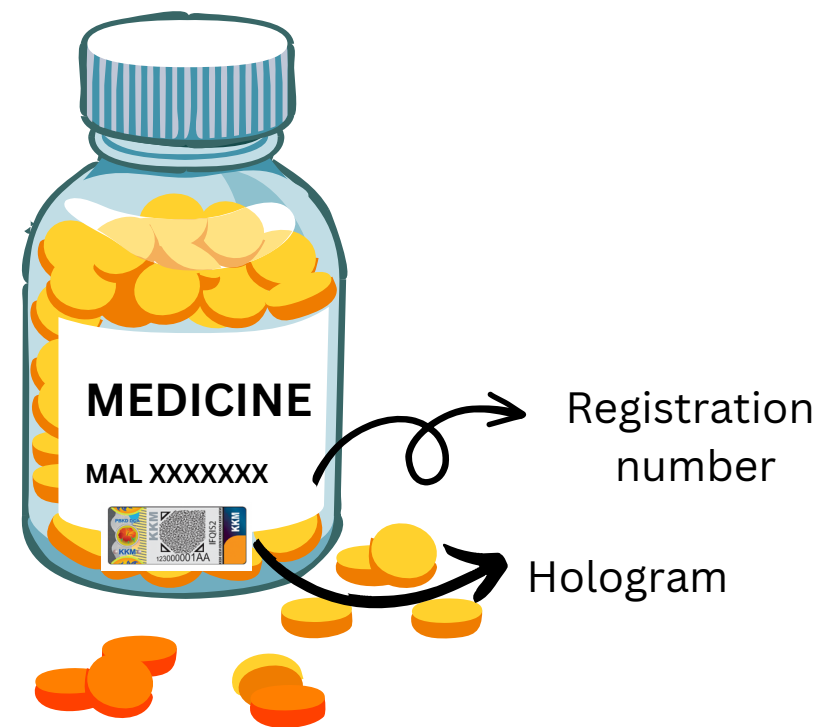
- A – Controlled medicines**
- B - Natural Products with Therapeutic Claim**
- X – Non-scheduled Poisons**
- T – Natural Products (Traditional and Homeopathic Medicines)**
- N – Health Supplements**
- H - Veterinary Products**



PRODUCT REGISTRATION NUMBER

All medicinal products in Malaysia, including imported medicines, must be registered with the Ministry of Health Malaysia (MOH) before they can be sold or marketed to consumers.

Registered medicines must carry both registration numbers (eg: MAL20195467T) and Hologram stickers on its label or packaging.



**NATIONAL PHARMACEUTICAL
REGULATORY AGENCY
(NPRA)**

HOW TO CHECK PRODUCT REGISTRATION STATUS



Lot 36, Jalan Prof. Diraja Ungku Aziz
46200 Petaling Jaya, Selangor, Malaysia
Tel: +603-7883 5400
Website: www.npra.gov.my

ARE MY MEDICINES REGISTERED WITH THE MOH?

The following are ways to check whether the medicine you are using has been approved by NPRA (MOH)

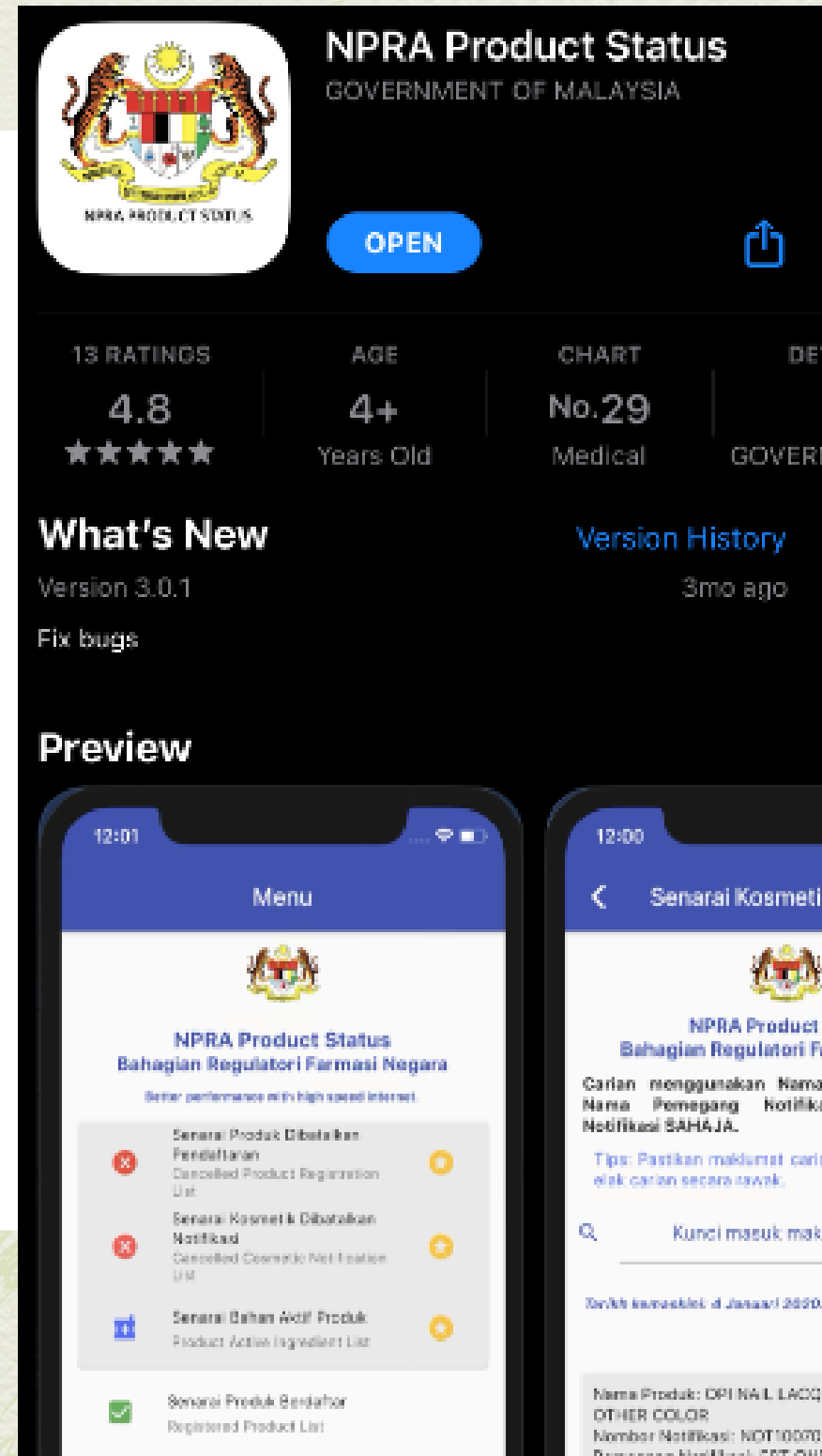
1. NPRA WEBSITE

Go to www.npra.gov.my > **Product Search**

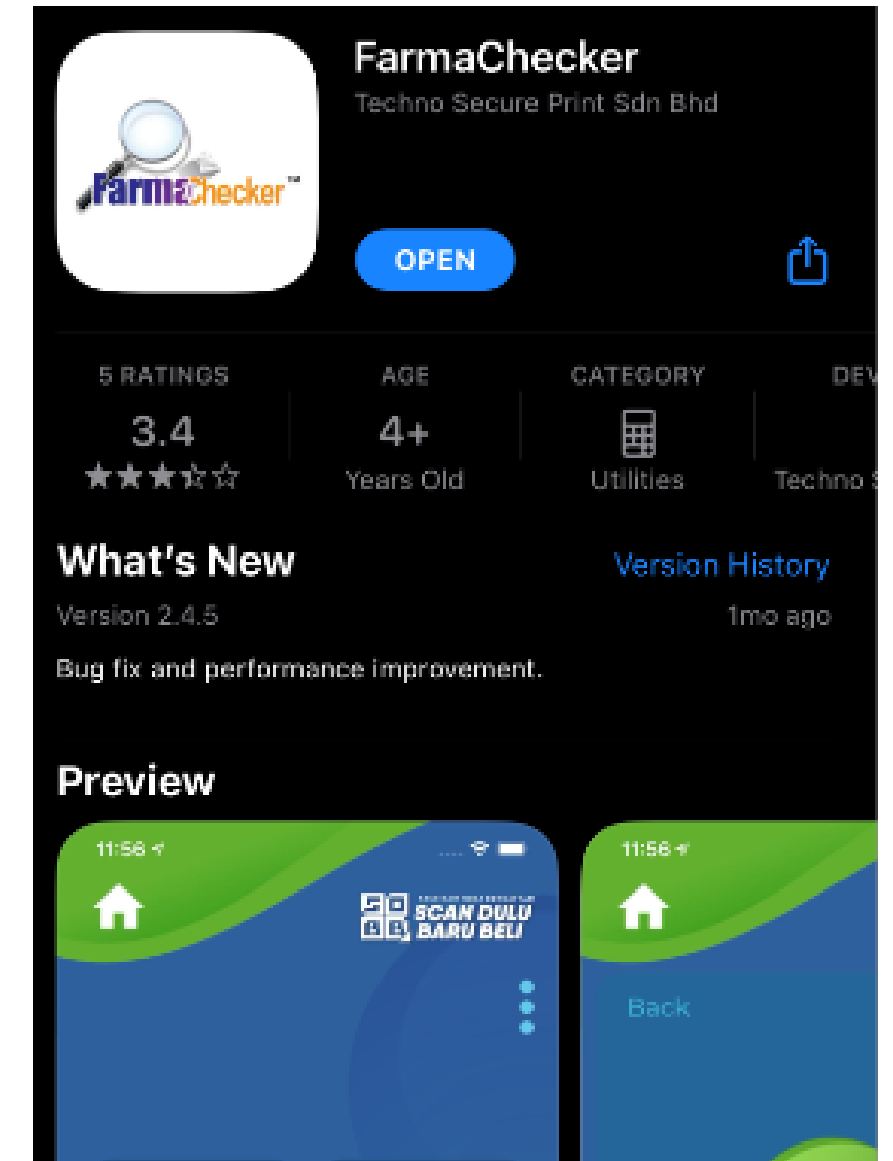
- Select Product Category (select “Pharmaceutical” for medicinal products)
- The quickest way to search is via selecting the product registration number and keying in the MAL number.
- If the MAL number cannot be located on your product/ medicine, attempt to search by keying in the product name, holder name, manufacturer name, importer name or active ingredient



2. DOWNLOAD THE APP 'NPRA PRODUCT STATUS' ON YOUR MOBILE PHONE



3. CHECK THE AUTHENTICITY OF THE FARMATAG HOLOGRAM VIA THE MOBILE APP 'FARMACHECKER'



Hologram Farmatag